



GAP ANALYSIS REPORT

2022

Developed by:



Kansas Statewide
Homeless Coalition

Table of Contents

<u>01</u>	Executive Summary	<u>41</u>	Southeast Region
<u>02</u>	Homelessness in KS-507	<u>45</u>	Flint Hills
<u>06</u>	Progress in Ending Homelessness	<u>50</u>	Regional Comparison
<u>09</u>	Northwest Region	<u>52</u>	Kansas Continua of Care
<u>13</u>	Southwest Region	<u>54</u>	Key Findings
<u>18</u>	North Central Region	<u>57</u>	Recommendations
<u>22</u>	South Central Region	<u>59</u>	Data Included in Report
<u>27</u>	Northeast Region	<u>60</u>	Glossary
<u>32</u>	Douglas Region	<u>61</u>	Acknowledgments
<u>37</u>	East Central Region		





Executive Summary



Kansas Statewide Homeless Coalition (KSHC) conducted a Gap Analysis of the Kansas Balance of State Continuum of Care (KS BoS CoC), at the direction of the KS BoS CoC Steering Committee.

The primary purpose of this Gap Analysis is for the KS BoS CoC to become more outcome-oriented and informed. This report is centered around analyzing performance and identifying contributing factors. This Gap Analysis will also evaluate the outcomes of a system wide year-to-year impact on serving those experiencing or at risk of experiencing homelessness. KSHC, as the KS BoS CoC's Collaborative Applicant, lead this Performance Analysis and Improvement Process.

As a part of the analysis, all available data including the Homeless Management Information System (HMIS), Coordinated Entry System (CES), System Performance Measures (SPM), Point-In-Time count (PIT), Housing Inventory Count (HIC) and the Grant Inventory Worksheet (GIW) was reviewed.

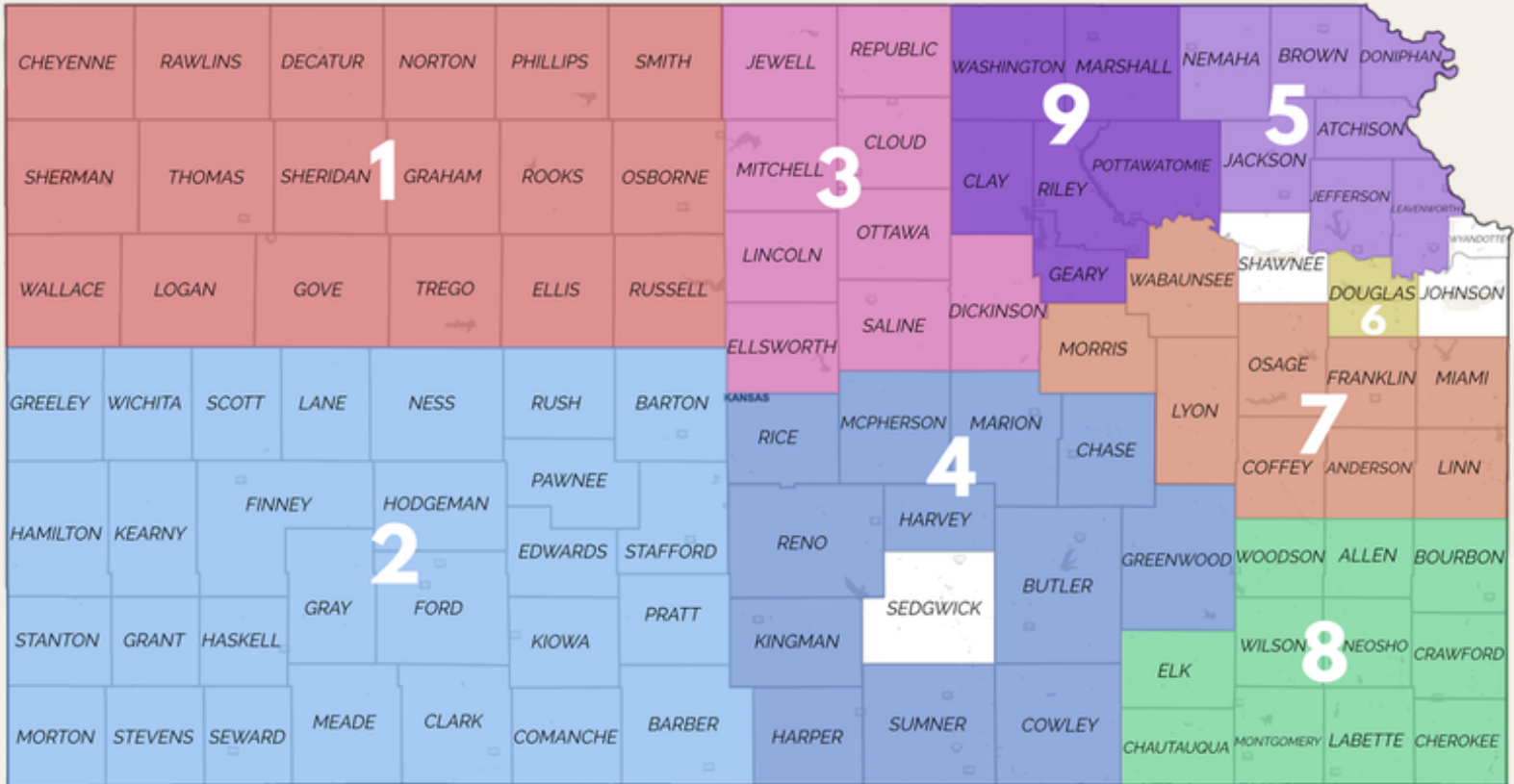
This Gap Analysis will seek to analyze the following performance measures:

1. Understand how well the KS BoS CoC homelessness service system is currently operating.
2. Understand if the CoC is accessible to all persons experiencing homelessness.
3. Understand if persons are being served are being served equitably.
4. Identify areas for improvement
5. Determine funding priorities
6. Demonstrate the need for new resources

Utilizing these performance measures will allow the KS BoS CoC to design improvement strategies, revise CoC Written Standards, track/update the CoC Strategic Plan Goals, align the HUD CoC NOFO priorities/process and update HMIS/CES policies and procedures.

Homelessness in KANSAS - 507

The Kansas Balance of State Continuum of Care (KS BoS CoC) is a community of individuals and providers that organize and deliver housing and services to individuals and families experiencing homelessness as they move to stable housing and self-sufficiency. The KS BoS CoC covers 101 counties out of 105 Kansas counties excluding Shawnee, Johnson, Wyandotte, and Sedgwick. The KS BoS CoC is split into nine (9) regions.



From October 1, 2021 to September 30, 2022



3,768 INDIVIDUALS Identified Through CES

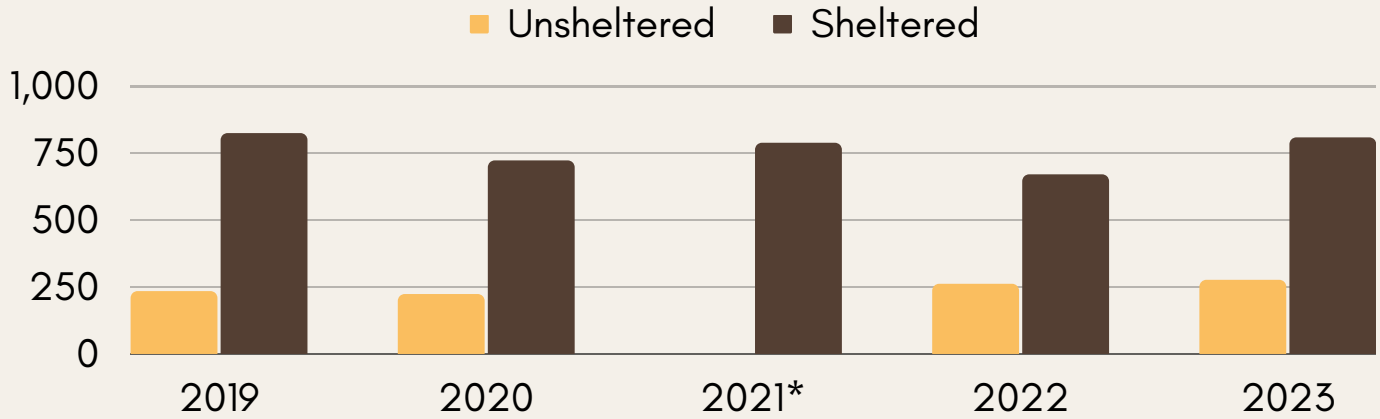


2,561 HOUSEHOLDS Identified Through CES

*Data Source: [HUDX-227-AD] APR FY 2023 - CES Programs and [HUDX-227-AD] APR FY 2023 - All Housing and Prevention Programs

Homelessness in KANSAS - 507

The Point-in-Time (PIT) count is a count of sheltered and unsheltered people experiencing homelessness on a single night in January. HUD requires that Continuums of Care conduct an annual count of people experiencing homelessness who are sheltered in emergency shelter, transitional housing, and Safe Havens on a single night.



2023 KS BoS CoC PIT Count

Sheltered
806 individuals

Unsheltered
276 individuals

2023 KS BoS CoC Housing Inventory Count (HIC)

Emergency Shelter Beds
1,023

Transitional Housing Beds
297

RRH Beds
280

PSH Beds
309

Homelessness in KANSAS - 507

This data-set illustrates the counties that identified the number of individual persons who were experiencing homelessness per county in accordance with the Point-In-Time Count and the number of households who completed Coordinated Entry Assessments which were added to Regional CES Lists.

County	PIT	CES
Allen	17	12
Anderson	0	1
Atchison	2	57
Barber	0	0
Barton	8	42
Bourbon	0	15
Brown	4	11
Butler	27	39
Chase	0	0
Chautauqua	0	1
Cherokee	0	9
Cheyenne	0	0
Clark	0	0
Clay	0	0
Cloud	0	2
Coffey	0	0
Comanche	0	0
Cowley	0	9
Crawford	62	268
Decatur	0	1
Dickinson	0	0
Doniphan	7	6
Douglas	351	255
Edwards	0	1
Elk	0	0
Ellis	12	8
Ellsworth	0	0

County	PIT	CES
Finney	54	85
Ford	5	53
Franklin	0	3
Geary	1	8
Gove	0	0
Graham	0	0
Grant	0	0
Gray	0	0
Greeley	0	0
Greenwood	0	0
Hamilton	0	0
Harper	0	0
Harvey	40	63
Haskell	0	0
Hodgeman	0	0
Jackson	0	3
Jefferson	0	3
Jewell	0	0
Kearny	0	0
Kingman	0	0
Kiowa	0	0
Labette	1	8
Lane	0	0
Leavenworth	84	119
Lincoln	0	1
Linn	0	2
Logan	0	0

County	PIT	CES
Lyon	40	18
Marion	0	2
Marshall	0	0
McPherson	53	4
Meade	0	1
Miami	20	35
Mitchell	0	1
Montgomery	31	11
Morris	0	0
Morton	0	0
Nemaha	0	0
Neosho	1	2
Ness	0	0
Norton	0	0
Osage	0	1
Osborne	0	0
Ottawa	0	0
Pawnee	0	0
Phillips	0	0
Pottawatomie	0	1
Pratt	0	2
Rawlins	0	0
Reno	38	30
Republic	0	0
Rice	0	0
Riley	61	23
Rooks	0	0

Homelessness in KANSAS - 507

County	PIT	CES
Rush	0	0
Russell	0	0
Saline	152	42
Scott	0	0
Seward	11	21
Sheridan	0	0
Sherman	0	1
Smith	0	0

County	PIT	CES
Stafford	0	1
Stanton	0	0
Stevens	0	0
Sumner	0	2
Thomas	0	1
Trego	0	0
Wabaunsee	0	0
Wallace	0	0

County	PIT	CES
Washington	0	0
Wichita	0	1
Wilson	0	1
Woodson	0	0

Counties Outside of CoC	PIT	CES
Johnson	N/A	4
Sedgwick	N/A	3
Shawnee	N/A	8
Wyandotte	N/A	2
Out of State	N/A	1

KEY FINDINGS

- Nine (9) counties identified more persons experiencing homelessness during PIT on a single night than the number of households identified through CES for the entire year.
- The KS BoS CoC PIT count only collected data from 24 counties out of 101 counties. However, the Coordinated Entry System found households experiencing homelessness in 56 counties in the KS BoS CoC area.
- There are 52 counties in the KS BoS CoC that has not located any individuals/households experiencing homelessness in the PIT or the CES process.

Progress in Ending Homelessness in

KANSAS - 507

Length of Stay - Days from Entry to Move In

RRH Only

35
2021

40
2022

PSH Only

26
2021

55
2022

TH Only

n/a
2021

n/a
2022

Exits to Permanent Housing

RRH Only

670
2021

908
2022

PSH Only

10
2021

21
2022

TH Only

32
2021

43
2022

Returns to Homelessness within 12 months

RRH Only

2
2021

7
2022

PSH Only

n/a
2021

2
2022

TH Only

n/a
2021

n/a
2022

Non-Employment Income for Stayers

RRH Only

43%
2021

27%
2022

PSH Only

70%
2021

64%
2022

TH Only

25%
2021

n/a
2022

Progress in Ending Homelessness in KANSAS - 507

Non-Employment Income for Leavers

RRH Only		PSH Only		TH Only	
34%	32%	57%	68%	27%	16%
2021	2022	2021	2022	2021	2022

Employment Income for Stayers

RRH Only		PSH Only		TH Only	
29%	36%	22%	16%	50%	n/a
2021	2022	2021	2022	2021	2022

Employment Income for Leavers

RRH Only		PSH Only		TH Only	
34%	37%	22%	26%	55%	44%
2021	2022	2021	2022	2021	2022

Zero Income at Program Entry

RRH Only		PSH Only		TH Only	
48%	42%	42%	36%	74%	71%
2021	2022	2021	2022	2021	2022

Progress in Ending Homelessness in

KANSAS - 507

Persons Served with More than One Disability

RRH Only

30% 30%
2021 2022

PSH Only

68% 69%
2021 2022

TH Only

54% 37%
2021 2022

Persons from Places Not Meant for Human Habitation

RRH Only

43% 47%
2021 2022

PSH Only

25% 23%
2021 2022

TH Only

31% 34%
2021 2022

KEY FINDINGS (2021 to 2022 Results)

- The length of time from program entry for RRH and PSH to move in date has increased.
- The permanent housing exits from all program types have increased.
- Returns to homelessness has increased for RRH programs.
- Non-employment income for stayers has increased for RRH and PSH programs.
- Non-employment income for leavers has increased for PSH programs and decreased for RRH and TH programs.
- Employment income for stayers has increased for RRH programs and decreased for PSH programs.
- Employment income for leavers has increased for RRH and PSH programs and decreased for TH programs.
- Zero income at program entry has decreased for all program types.
- Persons served with more than one disability has increased for PSH, decreased for TH and stayed the same for RRH.
- Persons from places not meant for human habitation has increased for RRH and TH and decreased for PSH.

NORTHWEST REGION

CURRENT BED CAPACITY

CHEYENNE	RAWLINS	DECATUR	NORTON	PHILLIPS	SMITH
SHERMAN	THOMAS	SHERIDAN 1	GRAHAM	ROOKS	OSBORNE
WALLACE	LOGAN	GOVE	TREGO	ELLIS	RUSSELL

14

Emergency Shelter Beds

0

Transitional Housing Beds

26

Rapid Rehousing Beds

0

Permanent Supportive
Housing Beds

NORTHWEST REGION

AVAILABLE AGENCY AND PROGRAM DATA

Current Agencies and Programs Integrated into HMIS or Comparable Database

Harvest America

Rapid Rehousing: 26 Beds in HMIS

Options DV & SV Services, Inc.–Victim Service Provider

Emergency Shelter: 14 Beds in HMIS



Programs Not Integrated into HMIS or Comparable Database

N/A

NORTHWEST REGION

IDENTIFIED HOMELESSNESS

NW PIT Count

The Point-In-Time (PIT) count is a count of unsheltered and sheltered people experiencing homelessness in a shelter, transitional housing and safe havens on a single night in January of 2023.

0

Unsheltered Persons

12

Sheltered Persons

NW Regional CES List

This Regional CE List provides the number of households who were added to the Regional CES List through the Coordinated Entry System for 10/1/2021 to 9/30/2022.

59

Households

NW CES Count

This CES Count provides the location of prior living situations for those who were added to the Regional CES List through the Coordinated Entry System for 10/1/2021 to 9/30/2022.

46

Persons in Literal Homeless Situations

09

Persons in Temporary Situations

02

Persons in Institutions

02

Persons in Housing at Risk

NORTHWEST REGION

IDENTIFIED HOMELESSNESS

Chronic

6

of Persons Self-Reported PSH Eligibility

Disabled

9

of Persons Self-Reported Disability, Not Chronic

Veterans

0

of Persons Self-Reported Veteran Status

Survivors

4

of Persons Self-Reported Fleeing/Survivor Status

Single Adults

32

of Households with Only One Adult

Families

6

of Households with At Least One Child

Unaccompanied Youth

1

of Persons Between the Age of 18-24

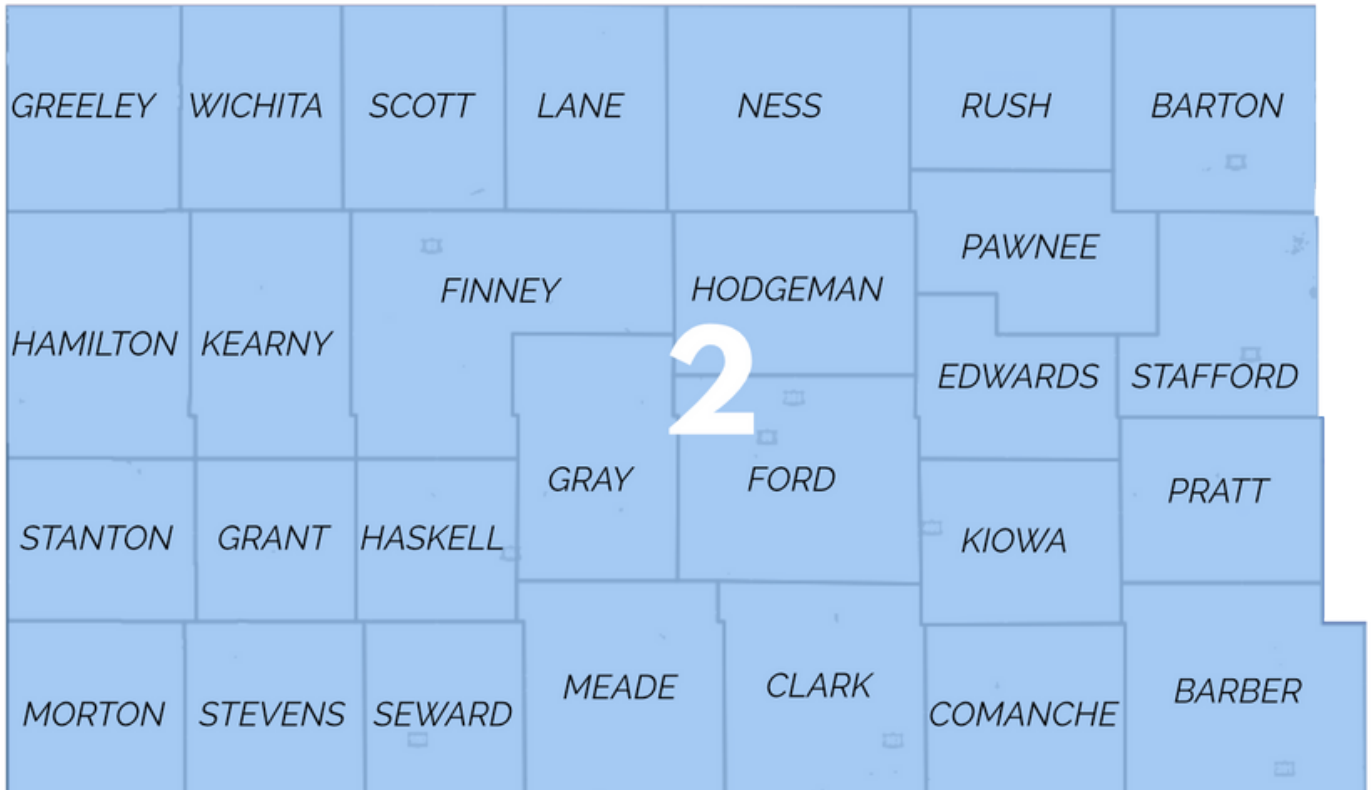
Children Only

0

of Households with Only Persons Under the Age of 18

SOUTHWEST REGION

CURRENT BED CAPACITY



86

Emergency Shelter Beds

0

Transitional Housing Beds

107

Rapid Rehousing Beds

0

Permanent Supportive
Housing Beds

SOUTHWEST REGION

AVAILABLE AGENCY AND PROGRAM DATA

Current Agencies and Programs Integrated into HMIS or Comparable Database

Catholic Charities of Southwest Kansas

Rapid Rehousing: 79 Beds in HMIS

Compass Behavioral Health

Rapid Rehousing: 15 Beds in HMIS

Crisis Center of Dodge City–Victim Service Provider

Emergency Shelter: 16 Beds in HMIS

Family Crisis Center, Inc.–Victim Service Provider

Emergency Shelter: 16 Beds in HMIS

Family Crisis Services, Inc.–Victim Service Provider

Emergency Shelter: 12 Beds in HMIS

Liberal Area Rape Crisis and Domestic Violence Services, Inc. –

Victim Service Provider

Emergency Shelter: 18 Beds in HMIS

The Stepping Stone, Inc.

Rapid Rehousing: 13 Beds in HMIS

SOUTHWEST REGION

AVAILABLE AGENCY AND PROGRAM DATA



Programs Not Integrated into HMIS or Comparable Database

Emmaus House

Emergency Shelter: 14 Missing Bed Data

Manna House

Emergency Shelter: 10 Missing Bed Data

SOUTHWEST REGION

IDENTIFIED HOMELESSNESS

SW PIT Count

The Point-In-Time (PIT) count is a count of unsheltered and sheltered people experiencing homelessness in a shelter, transitional housing and safe havens on a single night in January of 2023.

52

Unsheltered Persons

26

Sheltered Persons

SW Regional CES List

This Regional CE List provides the number of households who were added to the Regional CES List through the Coordinated Entry System for 10/1/2021 to 9/30/2022.

244

Households

SW CES Count

This CES Count provides the location of prior living situations for those who were added to the Regional CES List through the Coordinated Entry System for 10/1/2021 to 9/30/2022.

184

Persons in Literal Homeless Situations

42

Persons in Temporary Situations

10

Persons in Institutions

04

Persons in Housing at Risk

05

Unknown

SOUTHWEST REGION

IDENTIFIED HOMELESSNESS

Chronic

28

of Persons Self-Reported PSH Eligibility

Disabled

107

of Persons Self-Reported Disability, Not Chronic

Veterans

4

of Persons Self-Reported Veteran Status

Survivors

43

of Persons Self-Reported Fleeing/Survivor Status

Single Adults

159

of Households with Only One Adult

Families

34

of Households with At Least One Child

Unaccompanied Youth

21

of Persons Between the Age of 18-24

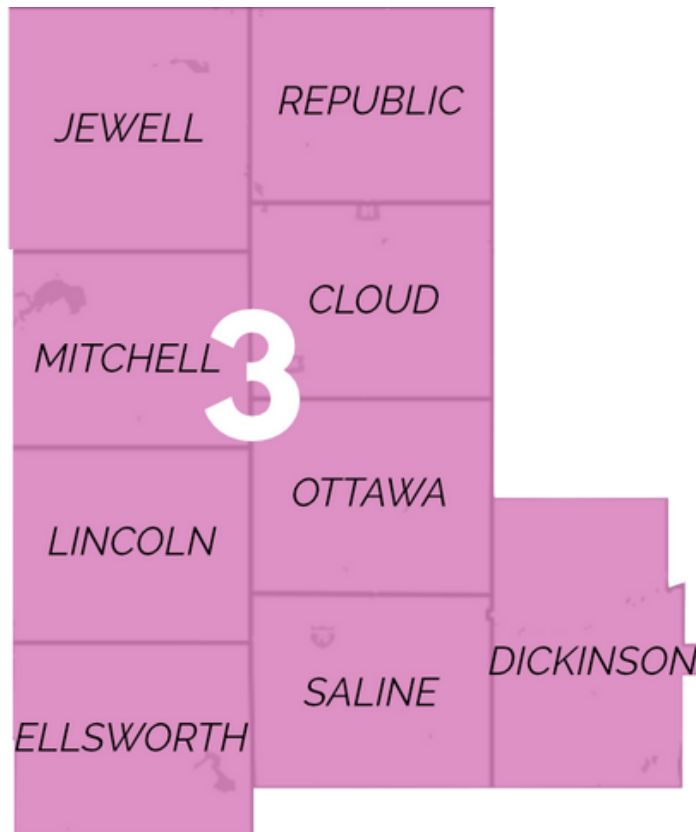
Children Only

0

of Households with Only Persons Under the Age of 18

NORTH CENTRAL REGION

CURRENT BED CAPACITY



224

Emergency Shelter Beds

36

Transitional Housing Beds

66

Rapid Rehousing Beds

30

Permanent Supportive
Housing Beds

NORTH CENTRAL REGION

AVAILABLE AGENCY AND PROGRAM DATA

Current Agencies and Programs Integrated into HMIS or Comparable Database

Ashby House, Ltd.

Emergency Shelter: 32 Beds in HMIS
Transitional Housing: 36 Beds in HMIS

Catholic Charities of Northern Kansas

Rapid Rehousing: 55 Beds in HMIS

Domestic Violence Association of Central Kansas–Victim Service Provider

Emergency Shelter: 36 Beds in HMIS
Rapid Rehousing: 11 Beds in HMIS

Salina Grace

Emergency Shelter: 40 Beds in HMIS



Programs Not Integrated into HMIS or Comparable Database

Salina Public Housing Authority VETS

Permanent Supportive Housing: 30 Missing Bed Data

Salina Rescue Mission

Emergency Shelter: 116 Missing Bed Data

NORTH CENTRAL REGION

IDENTIFIED HOMELESSNESS

NC PIT Count

The Point-In-Time (PIT) count is a count of unsheltered and sheltered people experiencing homelessness in a shelter, transitional housing and safe havens on a single night in January of 2023.

15

Unsheltered Persons

137

Sheltered Persons

NC Regional CES List

This Regional CE List provides the number of households who were added to the Regional CES List through the Coordinated Entry System for 10/1/2021 to 9/30/2022.

111

Households

NC CES Count

This CES Count provides the location of prior living situations for those who were added to the Regional CES List through the Coordinated Entry System for 10/1/2021 to 9/30/2022.

86

Persons in Literal Homeless Situations

15

Persons in Temporary Situations

00

Persons in Institutions

04

Persons in Housing at Risk

06

Unknown

NORTH CENTRAL REGION

IDENTIFIED HOMELESSNESS

Chronic

29

of Persons Self-Reported PSH Eligibility

Disabled

79

of Persons Self-Reported Disability, Not Chronic

Veterans

4

of Persons Self-Reported Veteran Status

Survivors

42

of Persons Self-Reported Fleeing/Survivor Status

Single Adults

62

of Households with Only One Adult

Families

13

of Households with At Least One Child

Unaccompanied Youth

5

of Persons Between the Age of 18-24

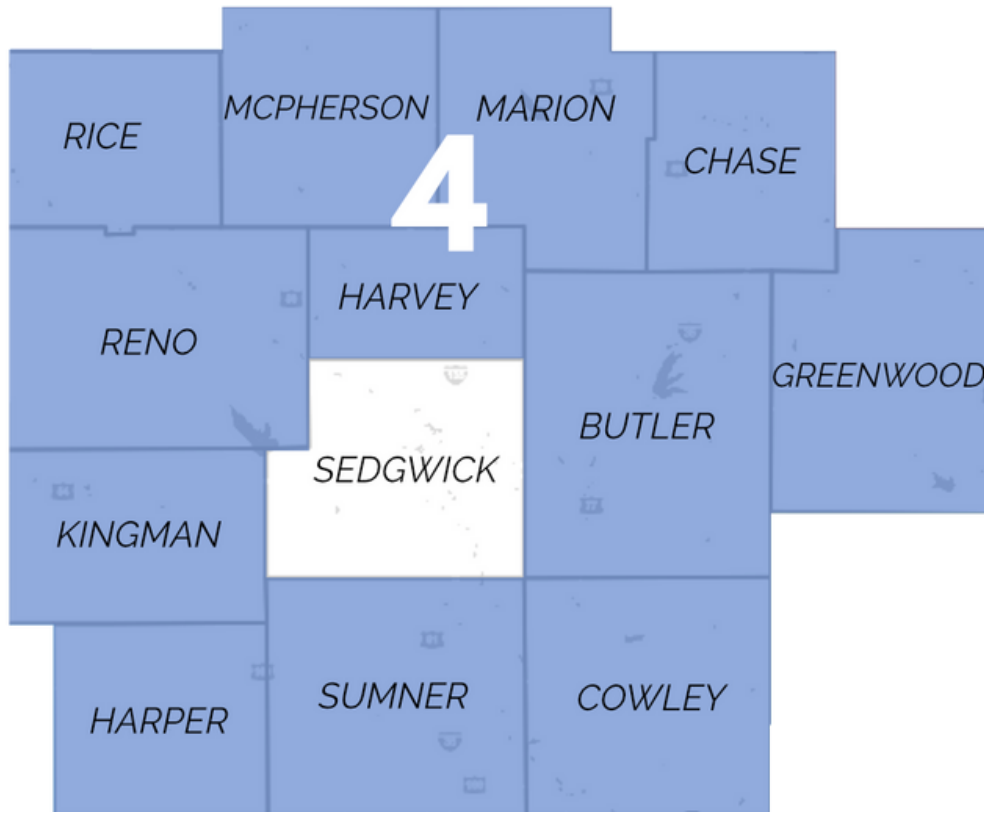
Children Only

0

of Households with Only Persons Under the Age of 18

SOUTH CENTRAL REGION

CURRENT BED CAPACITY



126

Emergency Shelter Beds

105

Transitional Housing Beds

57

Rapid Rehousing Beds

10

Permanent Supportive
Housing Beds

SOUTH CENTRAL REGION

AVAILABLE AGENCY AND PROGRAM DATA

Current Agencies and Programs

Integrated into HMIS or Comparable Database

BrightHouse–Victim Service Provider

Emergency Shelter: 17 Beds in HMIS

Butler Homeless Initiative

Emergency Shelter: 18 Beds in HMIS

Family Life Center of Butler Count–Victim Service Provider

Emergency Shelter: 12 Beds in HMIS

Rapid Rehousing: 2 Beds in HMIS

McPherson Housing Coalition

Emergency Shelter: 15 Beds in HMIS

Rapid Rehousing: 19 Beds in HMIS

Mid-Kansas Community Action Program, Inc.

Rapid Rehousing: 36 Beds in HMIS

New Hope Shelter–Victim Service Provider

Emergency Shelter: 30 Beds in HMIS

Prairie View, Inc.

Permanent Supportive Housing: 10 Beds in HMIS

Safehope–Victim Service Provider

Emergency Shelter: 9 Beds in HMIS

SOUTH CENTRAL REGION

AVAILABLE AGENCY AND PROGRAM DATA



Programs Not Integrated into HMIS or Comparable Database

Live Free Ministries

Transitional Housing: 51 Missing Bed Data

New Beginnings, Inc.

Emergency Shelter: 25 Missing Bed Data
Transitional Housing: 40 Missing Bed Data

New Jerusalem Missions

Transitional Housing: 14 Missing Bed Data

SOUTH CENTRAL REGION

IDENTIFIED HOMELESSNESS

SC PIT Count

The Point-In-Time (PIT) count is a count of unsheltered and sheltered people experiencing homelessness in a shelter, transitional housing and safe havens on a single night in January of 2023.

2

Unsheltered Persons

156

Sheltered Persons

SC Regional CES List

This Regional CE List provides the number of households who were added to the Regional CES List through the Coordinated Entry System for 10/1/2021 to 9/30/2022.

158

Households

SC CES Count

This CES Count provides the location of prior living situations for those who were added to the Regional CES List through the Coordinated Entry System for 10/1/2021 to 9/30/2022.

140

Persons in Literal Homeless Situations

11

Persons in Temporary Situations

03

Persons in Institutions

03

Persons in Housing at Risk

01

Unknown

SOUTH CENTRAL REGION

IDENTIFIED HOMELESSNESS

Chronic

42

of Persons Self-Reported PSH Eligibility

Disabled

213

of Persons Self-Reported Disability, Not Chronic

Veterans

10

of Persons Self-Reported Veteran Status

Survivors

108

of Persons Self-Reported Fleeing/Survivor Status

Single Adults

157

of Households with Only One Adult

Families

53

of Households with At Least One Child

Unaccompanied Youth

27

of Persons Between the Age of 18-24

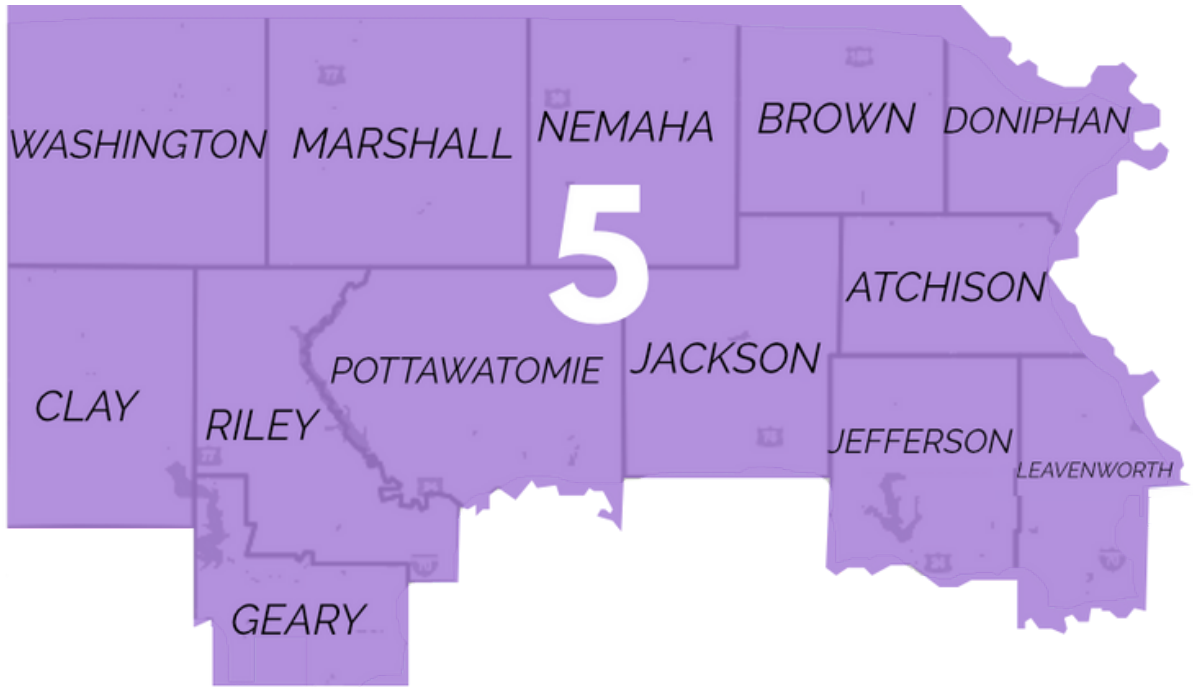
Children Only

0

of Households with Only Persons Under the Age of 18

NORTHEAST REGION

CURRENT BED CAPACITY



79

Emergency Shelter Beds

0

Transitional Housing Beds

84

Rapid Rehousing Beds

151

Permanent Supportive
Housing Beds

NORTHEAST REGION

AVAILABLE AGENCY AND PROGRAM DATA

Current Agencies and Programs Integrated into HMIS or Comparable Database

Alliance Against Family Violence–Victim Service Provider
Emergency Shelter: 19 Beds in HMIS

Catholic Charities of Northeast Kansas–Atchison
Rapid Rehousing: 5 Beds in HMIS

Catholic Charities of Northeast Kansas–Leavenworth
Rapid Rehousing: 41 Beds in HMIS

Mental Health America of the Heartland
Permanent Supportive Housing: 21 Beds in HMIS

Northeast Kansas Community Action Program, Inc.
Rapid Rehousing: 38 Beds in HMIS

Rosevilla
Emergency Shelter: 17 Beds in HMIS
Safe Haven: 11 Beds in HMIS

NORTHEAST REGION

AVAILABLE AGENCY AND PROGRAM DATA



Programs Not Integrated into HMIS or Comparable Database

Leavenworth Housing Authority VETS

Permanent Supportive Housing: 130 Missing Bed Data

Leavenworth Interfaith Community of Hope

Emergency Shelter: 43 Missing Bed Data

NORTHEAST REGION

IDENTIFIED HOMELESSNESS

NE PIT Count

The Point-In-Time (PIT) count is a count of unsheltered and sheltered people experiencing homelessness in a shelter, transitional housing and safe havens on a single night in January of 2023.

45

Unsheltered Persons

52

Sheltered Persons

NE Regional CES List

This Regional CE List provides the number of households who were added to the Regional CES List through the Coordinated Entry System for 10/1/2021 to 9/30/2022.

197

Households

NE CES Count

This CES Count provides the location of prior living situations for those who were added to the Regional CES List through the Coordinated Entry System for 10/1/2021 to 9/30/2022.

147

Persons in Literal Homeless Situations

31

Persons in Temporary Situations

02

Persons in Institutions

15

Persons in Housing at Risk

02

Unknown

NORTHEAST REGION

IDENTIFIED HOMELESSNESS

Chronic

33

of Persons Self-Reported PSH Eligibility

Disabled

128

of Persons Self-Reported Disability, Not Chronic

Veterans

9

of Persons Self-Reported Veteran Status

Survivors

55

of Persons Self-Reported Fleeing/Survivor Status

Single Adults

100

of Households with Only One Adult

Families

32

of Households with At Least One Child

Unaccompanied Youth

10

of Persons Between the Age of 18-24

Children Only

0

of Households with Only Persons Under the Age of 18

DOUGLAS REGION

CURRENT BED CAPACITY



216

Emergency Shelter Beds

115

Transitional Housing Beds

109

Rapid Rehousing Beds

45

Permanent Supportive
Housing Beds

DOUGLAS REGION

AVAILABLE AGENCY AND PROGRAM DATA

Current Agencies and Programs Integrated into HMIS or Comparable Database

Bert Nash Community Mental Health Center
Rapid Rehousing: 63 Beds in HMIS

Catholic Charities of Northeast Kansas–Lawrence
Rapid Rehousing: 29 Beds in HMIS

Lawrence Community Shelter, Inc.
Emergency Shelter: 46 Beds in HMIS
Rapid Rehousing: 17 Beds in HMIS

The Willow Domestic Violence Center –Victim Service Provider
Emergency Shelter: 42 Beds in HMIS

DOUGLAS REGION

AVAILABLE AGENCY AND PROGRAM DATA



Programs Not Integrated into HMIS or Comparable Database

Bert Nash Community Mental Health Center

Transitional Housing: 12 Missing Bed Data

Emergency Shelter: 12 Missing Bed Data

City of Lawrence

Emergency Shelter: 83 Missing Bed Data

Family Promise of Lawrence

Emergency Shelter: 33 Missing Bed Data

Lawrence–Douglas County Housing Authority

Permanent Supportive Housing: 45 Missing Bed Data

Transitional Housing: 95 Missing Bed Data

Tenants to Homeowners

Transitional Housing: 8 Missing Bed Data–[Victim Service Provider](#)

DOUGLAS REGION IDENTIFIED HOMELESSNESS

DG PIT Count

The Point-In-Time (PIT) count is a count of unsheltered and sheltered people experiencing homelessness in a shelter, transitional housing and safe havens on a single night in January of 2023.

95

Unsheltered Persons

256

Sheltered Persons

DG Regional CES List

This Regional CE List provides the number of households who were added to the Regional CES List through the Coordinated Entry System for 10/1/2021 to 9/30/2022.

346

Households

DG CES Count

This CES Count provides the location of prior living situations for those who were added to the Regional CES List through the Coordinated Entry System for 10/1/2021 to 9/30/2022.

233

Persons in Literal Homeless Situations

58

Persons in Temporary Situations

04

Persons in Institutions

22

Persons in Housing at Risk

29

Unknown

DOUGLAS REGION

IDENTIFIED HOMELESSNESS

Chronic

94

of Persons Self-Reported PSH Eligibility

Disabled

237

of Persons Self-Reported Disability, Not Chronic

Veterans

7

of Persons Self-Reported Veteran Status

Survivors

40

of Persons Self-Reported Fleeing/Survivor Status

Single Adults

261

of Households with Only One Adult

Families

28

of Households with At Least One Child

Unaccompanied Youth

18

of Persons Between the Age of 18-24

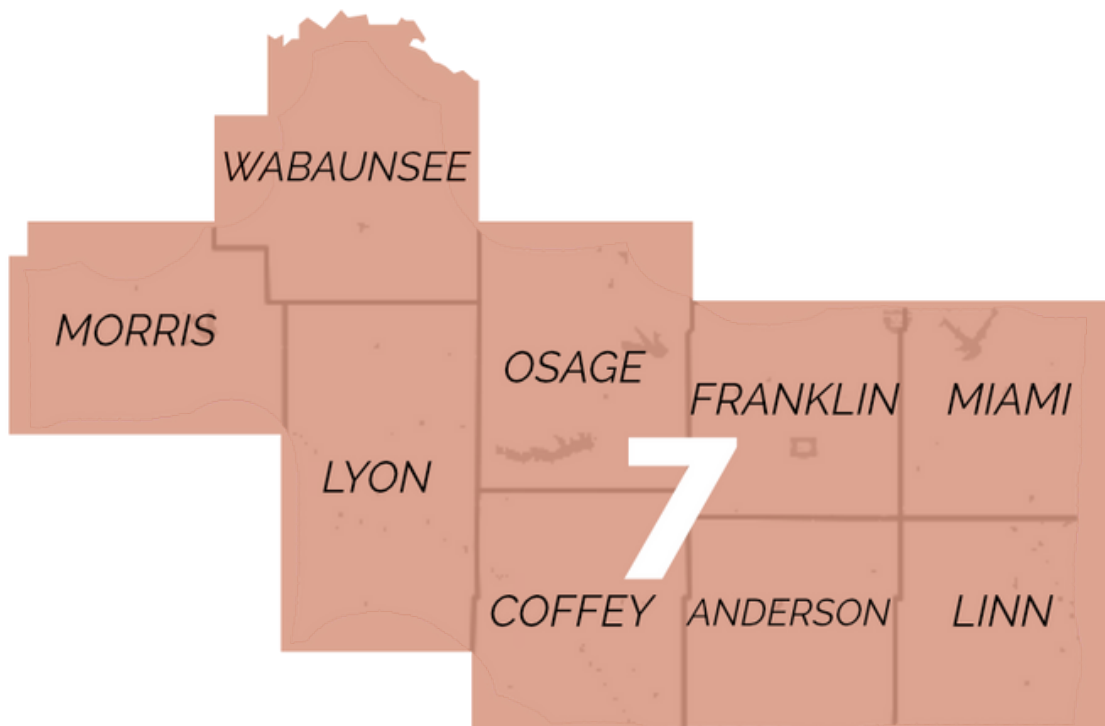
Children Only

0

of Households with Only Persons Under the Age of 18

EAST CENTRAL REGION

CURRENT BED CAPACITY



61

Emergency Shelter Beds

44

Transitional Housing Beds

4

Rapid Rehousing Beds

0

Permanent Supportive
Housing Beds

EAST CENTRAL REGION

AVAILABLE AGENCY AND PROGRAM DATA

Current Agencies and Programs Integrated into HMIS or Comparable Database

Bloom House Youth Services

Emergency Shelter: 9 Beds in HMIS

Family Promise of the Flint Hills

Emergency Shelter: 12 Beds in HMIS

Rapid Rehousing: 4 Beds in HMIS

My Father's House Community Services, Inc.

Transitional Housing: 28 Beds in HMIS

SOS, Inc.–Victim Service Provider

Emergency Shelter: 25 Beds in HMIS



Programs Not Integrated into HMIS or Comparable Database

Emporia Rescue Mission

Emergency Shelter: 15 Missing Bed Data

Shiloh Home of Hope

Transitional Housing: 16 Missing Bed Data

EAST CENTRAL REGION IDENTIFIED HOMELESSNESS

EC PIT Count

The Point-In-Time (PIT) count is a count of unsheltered and sheltered people experiencing homelessness in a shelter, transitional housing and safe havens on a single night in January of 2023.

0

Unsheltered Persons

60

Sheltered Persons

EC Regional CES List

This Regional CE List provides the number of households who were added to the Regional CES List through the Coordinated Entry System for 10/1/2021 to 9/30/2022.

62

Households

EC CES Count

This CES Count provides the location of prior living situations for those who were added to the Regional CES List through the Coordinated Entry System for 10/1/2021 to 9/30/2022.

21

Persons in Literal Homeless Situations

18

Persons in Transitional Situations

03

Persons in Institutions

11

Persons in Housing at Risk

09

Unknown

EAST CENTRAL REGION

IDENTIFIED HOMELESSNESS

Chronic

1

of Persons Self-Reported PSH Eligibility

Disabled

45

of Persons Self-Reported Disability, Not Chronic

Veterans

3

of Persons Self-Reported Veteran Status

Survivors

33

of Persons Self-Reported Fleeing/Survivor Status

Single Adults

13

of Households with Only One Adult

Families

27

of Households with At Least One Child

Unaccompanied Youth

11

of Persons Between the Age of 18-24

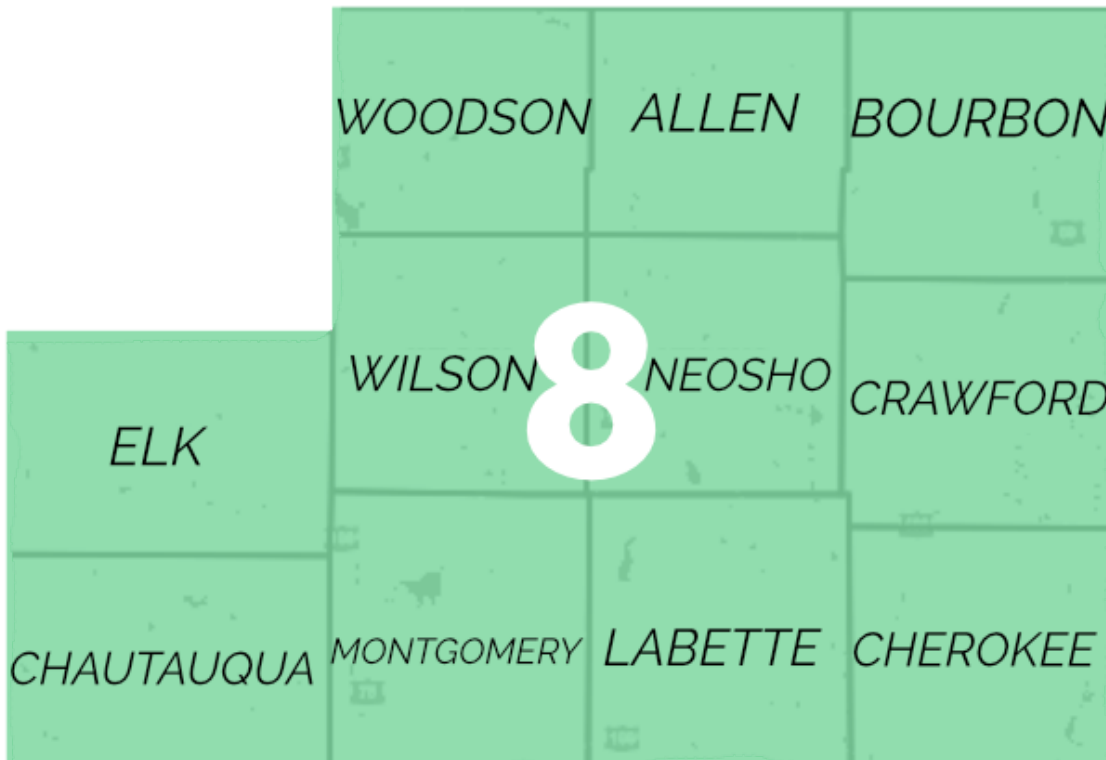
Children Only

5

of Households with Only Persons Under the Age of 18

SOUTHEAST REGION

CURRENT BED CAPACITY



113

Emergency Shelter Beds

6

Transitional Housing Beds

178

Rapid Rehousing Beds

0

Permanent Supportive
Housing Beds

SOUTHEAST REGION

AVAILABLE AGENCY AND PROGRAM DATA

Current Agencies and Programs Integrated into HMIS or Comparable Database

Catholic Charities, Inc.

Rapid Rehousing: 110 Beds in HMIS

City of Pittsburg

Rapid Rehousing: 68 Beds in HMIS

Hope Unlimited, Inc – Victim Service Provider

Emergency Shelter: 12 Beds in HMIS

Safehouse Crisis Cente – Victim Service Provider

Emergency Shelter: 71 Beds in HMIS



Programs Not Integrated into HMIS or Comparable Database

Crawford County Mental Health Center

Transitional Housing: 6 Missing Bed Data

Hannah's House

Emergency Shelter: 18 Missing Bed Data

Home Sweet Home

Emergency Shelter: 12 Missing Bed Data

SOUTHEAST REGION

IDENTIFIED HOMELESSNESS

SE PIT Count

The Point-In-Time (PIT) count is a count of unsheltered and sheltered people experiencing homelessness in a shelter, transitional housing and safe havens on a single night in January of 2023.

54

Unsheltered Persons

58

Sheltered Persons

SE Regional CES List

This Regional CE List provides the number of households who were added to the Regional CES List through the Coordinated Entry System for 10/1/2021 to 9/30/2022.

322

Households

SE CES Count

This CES Count provides the location of prior living situations for those who were added to the Regional CES List through the Coordinated Entry System for 10/1/2021 to 9/30/2022.

224

Persons in Literal Homeless Situations

27

Persons in Temporary Situations

07

Persons in Institutions

08

Persons in Housing at Risk

56

Unknown

SOUTHEAST REGION

IDENTIFIED HOMELESSNESS

Chronic

23

of Persons Self-Reported PSH Eligibility

Disabled

176

of Persons Self-Reported Disability, Not Chronic

Veterans

14

of Persons Self-Reported Veteran Status

Survivors

123

of Persons Self-Reported Fleeing/Survivor Status

Single Adults

156

of Households with Only One Adult

Families

63

of Households with At Least One Child

Unaccompanied Youth

20

of Persons Between the Age of 18-24

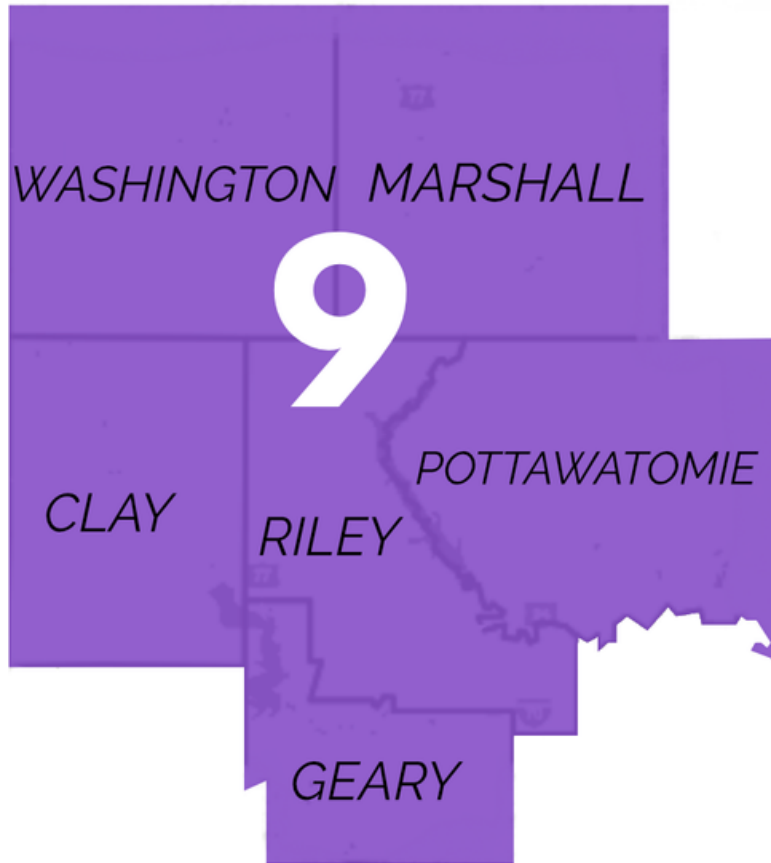
Children Only

0

of Households with Only Persons Under the Age of 18

FLINT HILLS REGION

CURRENT BED CAPACITY



91

Emergency Shelter Beds

0

Transitional Housing Beds

40

Rapid Rehousing Beds

55

Permanent Supportive
Housing Beds

FLINT HILLS REGION

AVAILABLE AGENCY AND PROGRAM DATA

Current Agencies and Programs Integrated into HMIS or Comparable Database

Crisis Center, Inc. –Victim Service Provider

Emergency Shelter: 35 Beds in HMIS

Manhattan Emergency Shelter, Inc.

Emergency Shelter: 47 Beds in HMIS

Rapid Rehousing: 40 Beds in HMIS

Pawnee Mental Health Services

Emergency Shelter: 9 Beds in HMIS



Programs Not Integrated into HMIS or Comparable Database

Manhattan Housing Authority VETS

Permanent Supportive Housing: 55 Missing Bed Data

FLINT HILLS REGION

IDENTIFIED HOMELESSNESS

FH PIT Count

The Point-In-Time (PIT) count is a count of unsheltered and sheltered people experiencing homelessness in a shelter, transitional housing and safe havens on a single night in January of 2023.

13

Unsheltered Persons

49

Sheltered Persons

The Flint Hills Region did not officially become a Region until December 2022. Therefore this dataset does not exist for this timeframe.

FLINT HILLS REGION

IDENTIFIED HOMELESSNESS

Chronic

41

of Persons Self-Reported PSH Eligibility

Disabled

234

of Persons Self-Reported Disability, Not Chronic

Veterans

15

of Persons Self-Reported Veteran Status

Survivors

85

of Persons Self-Reported Fleeing/Survivor Status

Single Adults

260

of Households with Only One Adult

Families

47

of Households with At Least One Child

Unaccompanied Youth

59

of Persons Between the Age of 18-24

Children Only

0

of Households with Only Persons Under the Age of 18

MULTIPLE REGIONS

AVAILABLE AGENCY AND PROGRAM DATA

Current Agencies and Programs Integrated into HMIS or Comparable Database

Kansas Coalition Against Sexual and Domestic Violence—Victim
Service Provider

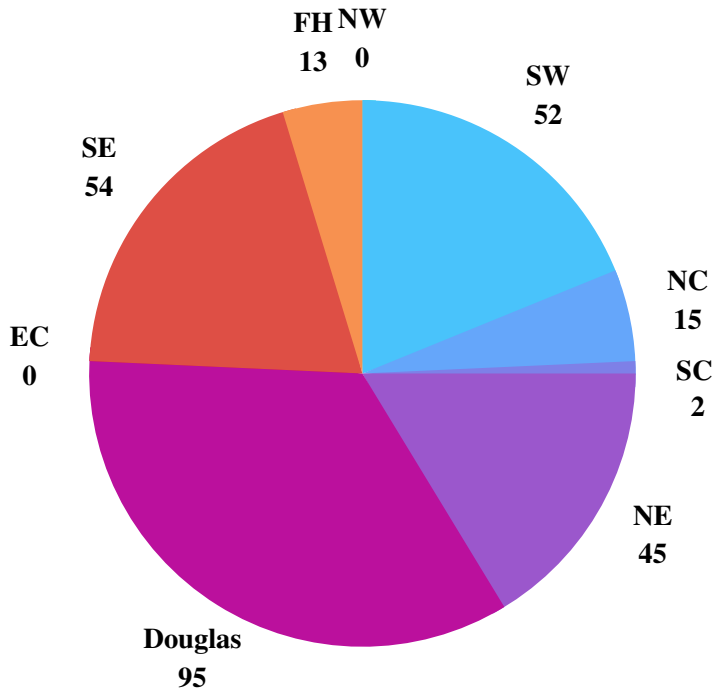
Rapid Rehousing: 40 Beds in HMIS

Robert J. Dole VA Medical Center **VETS**
Permanent Supportive Housing: 8 Beds in HMIS

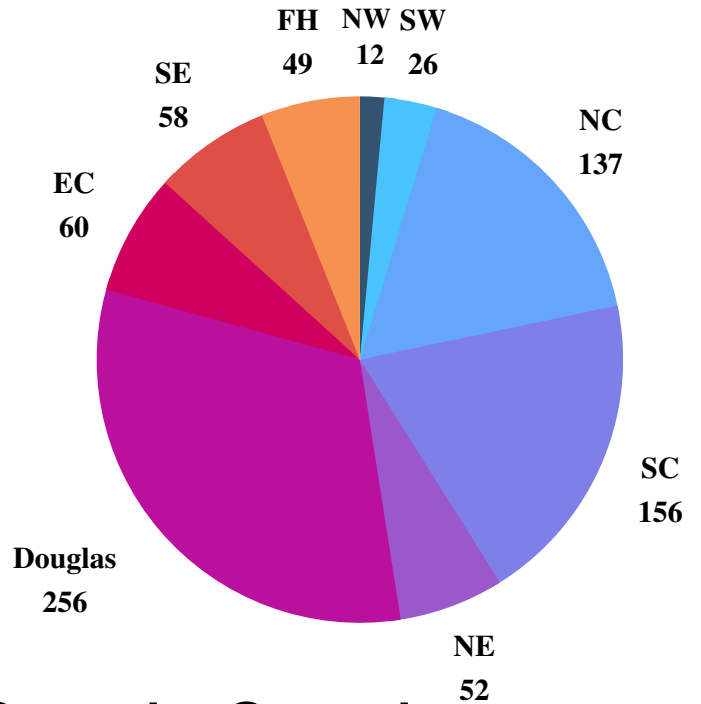
The Salvation Army **VETS**
Rapid Rehousing: 57 Beds in HMIS

KS BOS COC REGIONAL COMPARISON

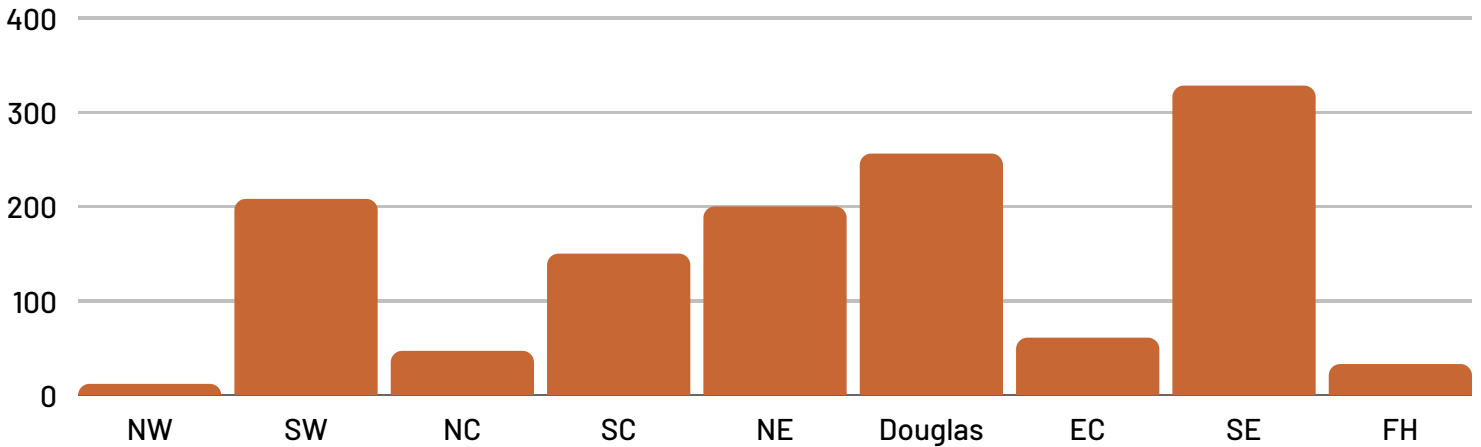
PIT Unsheltered Count



Pit Sheltered Count



CES Regional County Counts

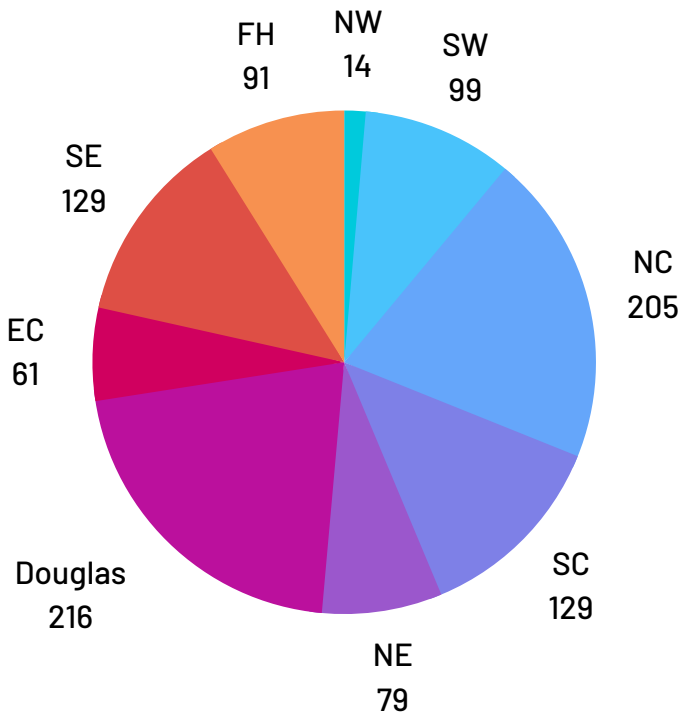


KEY FINDINGS

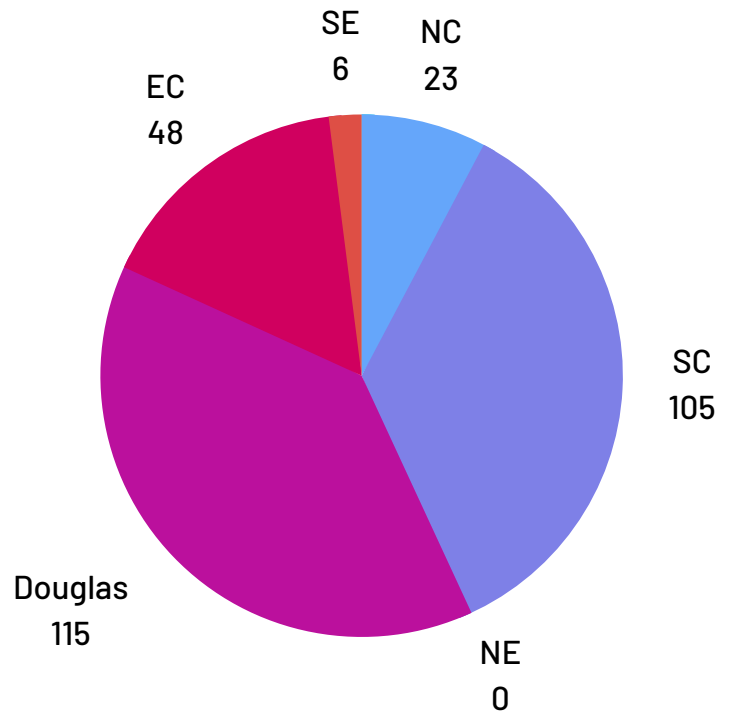
- The Douglas Region has the highest sheltered and unsheltered counts for PIT.
- East Central and Northwest regions did not locate any unsheltered individuals.
- Southeast Region has the highest CES Regional County counts.

KS BOS COC REGIONAL COMPARISON

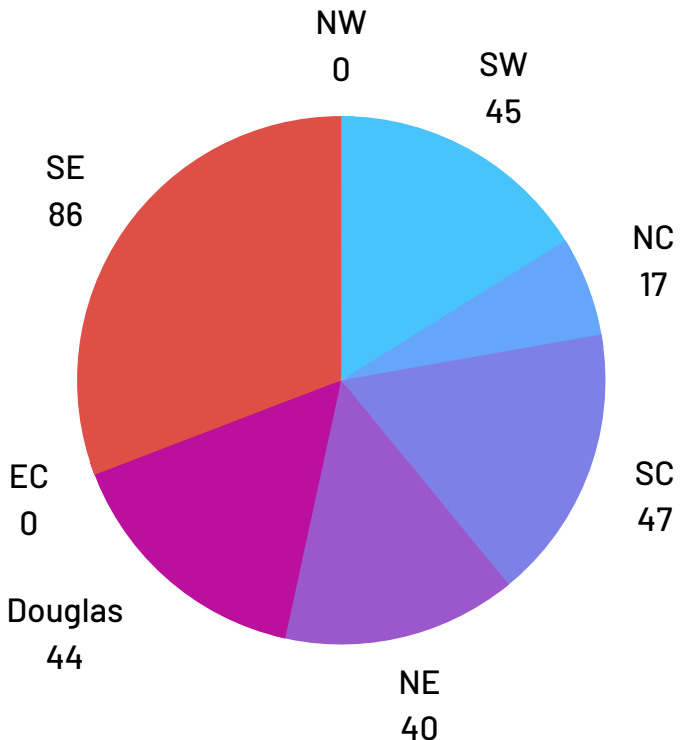
HIC Shelter Beds



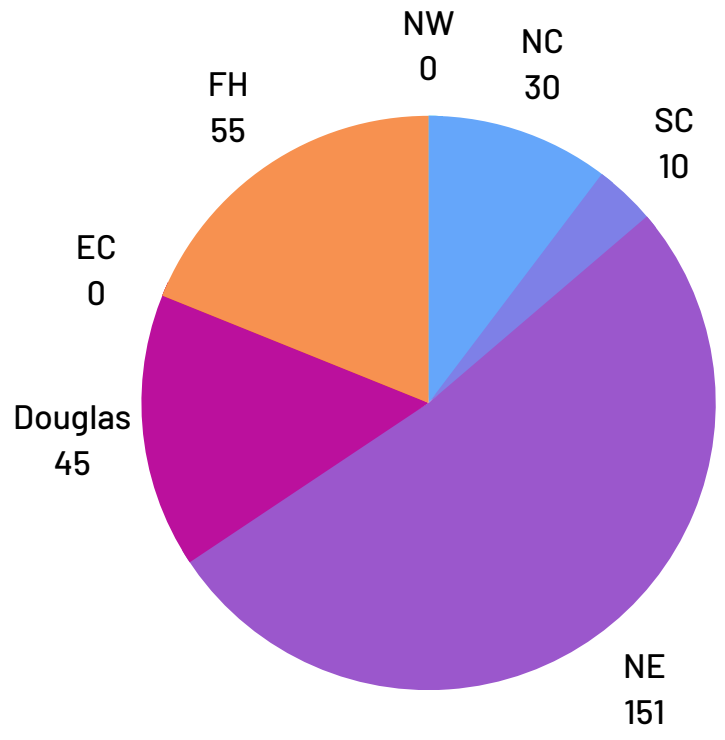
HIC TH Beds



HIC RRH Beds*



HIC PSH Beds



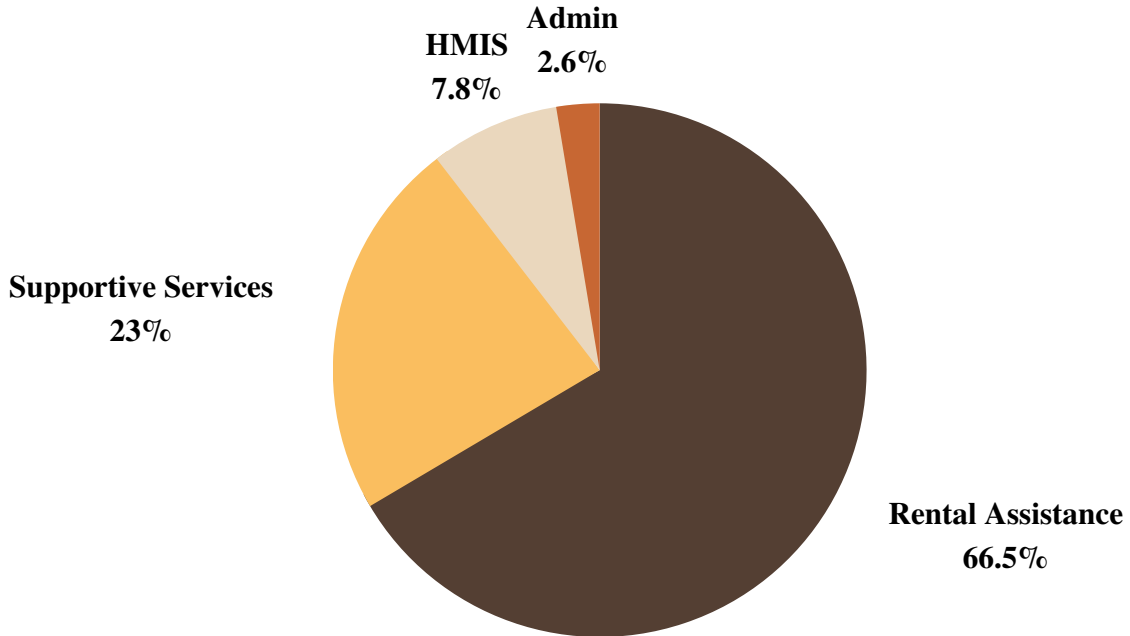
*Data Source: 2022 Housing Inventory Count (HIC)

* In the HIC, RRH includes only those actively enrolled on the night of the PIT count with a move-in date.

KANSAS CONTINUA OF CARE GRANT INVENTORY WORKSHEET (GIW) FUNDING COMPARISON

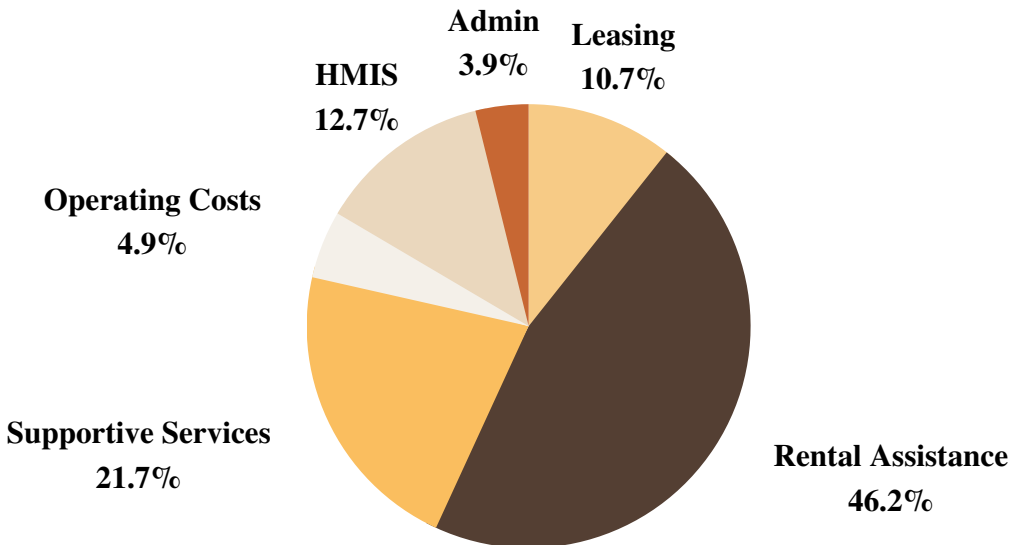
JoCo

\$856,459



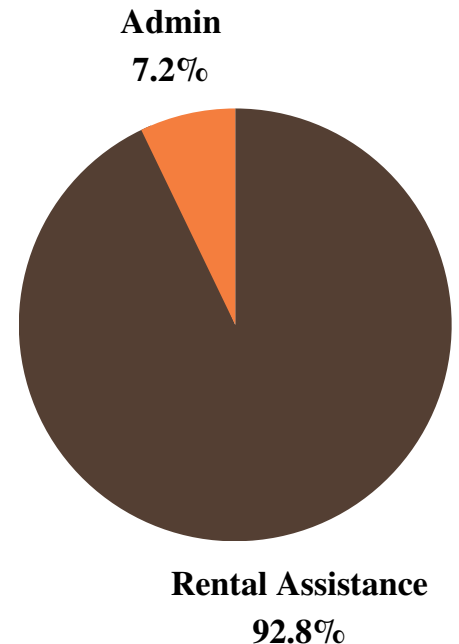
Wichita

\$2,719,842



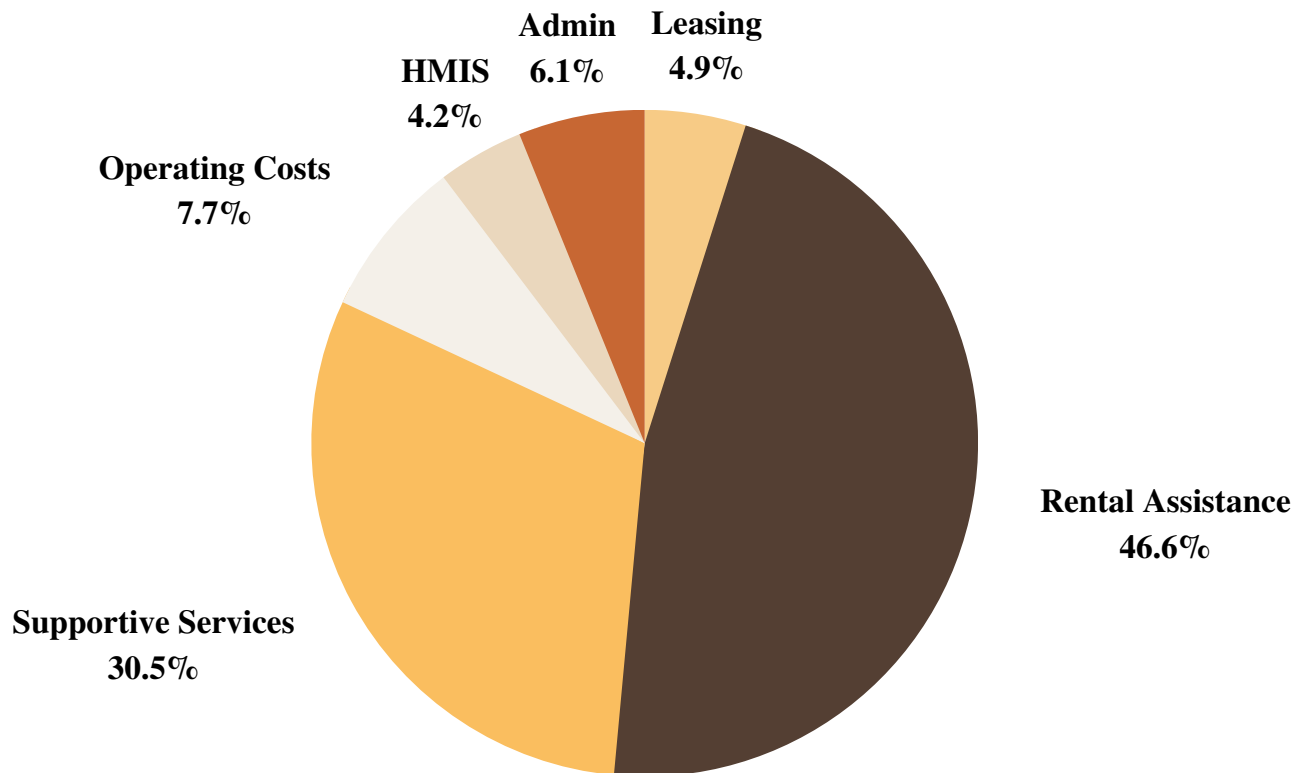
Topeka

\$1,725,339



KANSAS CONTINUA OF CARE GRANT INVENTORY WORKSHEET (GIW) FUNDING COMPARISON

KS BoS
\$3,078,753



KEY FINDINGS

KS BoS CoC allocates its CoC funding in comparison with the other CoC's as follows:

First Highest in Supportive Services

Second Highest in Operating, Leasing Assistance and Admin costs

Third Highest in Rental Assistance

Lowest in HMIS costs (excluding Topeka)



Key Findings



Overall Homelessness in the KS BoS CoC

- The 2023 KS BoS CoC PIT count data revealed a total of 1,082 individuals were experiencing unsheltered or sheltered homelessness on a single night in January 2023 across the KS BoS CoC's coverage area.
- During a twelve (12) month period (10/1/2021 to 9/31/2022), 3,768 individuals and 2,561 households were identified through the Coordinated Entry System across the KS BoS CoC's coverage area.
- The 2023 KS BoS CoC HIC count data revealed that we currently have 1,023 emergency shelter beds, 297 transitional housing beds, 280 rapid rehousing beds, and 309 permanent supportive housing beds.
- The KS BoS CoC PIT count only collected data from 24 out of 101 counties. However, CES found households experiencing homelessness in 56 counties.
- There are 77 out of 101 counties that have not located any individuals experiencing homelessness.

Population Data - Identification Results

Point-In-Time Count Data

Top 3 Counties with the Highest Number of Unsheltered Persons

1. Douglas 2. Finney 3. Leavenworth

Top 3 Counties with the Highest Number of Sheltered Persons

1. Douglas 2. Saline 3. McPherson

- KS BoS CoC PIT Sheltered Numbers increased by 138 compared to 2022.
- KS BoS CoC PIT Unsheltered Numbers increased by 15 compared to 2022.

Coordinated Entry Data

Top 3 Counties with the Highest Number of Households Identified Through CES

1. Crawford 2. Douglas 3. Leavenworth

- KS BoS CoC CES Numbers increased by 1,456 persons compared to 2021.



Key Findings



Population Data - Identification Results

Chronic Population

Top 3 Regions with the Highest Number of Identified Chronic Households

1. Douglas
2. South Central
3. Flint Hills

Disabled Population

Top 3 Regions with the Highest Number of Identified Disabled Population, Not Chronic

1. Douglas
2. Flint Hills
3. South Central

Veteran Population

Top 3 Regions with the Highest Number of Identified Veteran Households

1. Flint Hills
2. Southeast
3. South Central

Survivor Population

Top 3 Regions with the Highest Number of Identified Survivor Households

1. Southeast
2. South Central
3. Flint Hills

Single Adults

Top 3 Regions with the Highest Number of Identified Single Adults Households

1. Douglas
2. Flint Hills
3. Southwest

Families

Top 3 Regions with the Highest Number of Identified Families Households

1. Southeast
2. South Central
3. Flint Hills

Unaccompanied Youth

Top 3 Regions with the Highest Number of Identified Unaccompanied Youth (18 to 24)

1. Flint Hills
2. South Central
3. Southwest

Children Only Households

Top 3 Regions with the Highest Number of Identified Child Only Households

1. East Central
2. n/a
3. n/a



Key Findings



System Performance

Housing Inventory Count Bed Data

Top 3 Counties with the Highest Number of Emergency Shelter Beds

1. Douglas 2. Saline 3. Riley

Top 3 Counties with the Highest Number of Transitional Shelter Beds

1. Douglas 2. McPherson 3. Reno

Top 3 Counties with the Highest Number of Rapid Rehousing Beds

1. Crawford 2. Ford 3. Douglas

Top 3 Counties with the Highest Number of Permanent Housing Beds

1. Leavenworth 2. Douglas 3. Riley

System Performance - Progress in Ending Homelessness

Areas that Improved from 2021 to 2022

- Average cumulative days homeless decreased from 75 days to 65 days.
- Percentage of exits to permanent destinations increased from 48% to 63%.
- There was a percentage increase from 2021 to 2022 for all races & ethnicities that exited to permanent destinations.
- Percentage of non-employment cash income for adult stayers increased from 38% to 49%.
- Percentage of unknown exit destinations decreased from 21% to 14%

Areas that Require Future Improvement

- There was no change in the percentage of adult leavers with an increased earned income (24%)
- Percentage of successful exits (permanent or temporary housing and some institutional destinations) decreased from 61% to 50%.



Recommendations



Access Improvement

- The Kansas BoS CoC should further develop the capacity and visibility of the current Coordinated Entry System (CES) to quickly provide localized solutions where ever an individual presents within the homeless response system with a focus on rural counties.
- Increase the number of CE Access Points in all areas of the Continuum, especially in rural areas.
- Non Medicaid providers need a billing source to pay for SOAR workers, thus increasing access to health insurance and income for persons who are homeless.

Housing Program Expansion

- Provide an increased focus on Diversion and Rapid Resolution efforts. The most effective way to reduce the number of individuals entering the homeless response system from literal homeless situations is to prevent and divert these occurrences altogether.
- Increasing the current inventory of Permanent Supportive Housing (PSH) across Kansas should be a high priority. This could be achieved through maximization of HUD-related funding streams and additional diversification of funding and partnerships with Housing Authorities.
- Focus on implementing additional methods to decrease the prevalence of chronic homelessness with the top five counties as priorities.
- Continue to build the partnerships that will increase affordable housing throughout the KS BoS CoC area.
- Support efforts to build affordable housing units to alleviate the housing shortage and improve the effectiveness of homeless programs.
- Maximize existing housing and shelter services by enhancing housing navigation and landlord engagement.
- Expand supportive services/case management for people experiencing homelessness to meet the highly vulnerable population needs such as mental health and substance abuse services/resources.



Recommendations



Data Improvement

- Further the development of the Point-In-Time process in rural counties, prioritizing counties with no previous PIT numbers but identified CES numbers.
- Further increase funding sources to the CoC in order to improve services and service delivery to all subpopulations of persons experiencing homelessness.
- Develop a process to track Diversion and Rapid Resolution efforts.
- Facilitate systems-level coordination and planning, transparency and accountability by expanding data sharing and reporting with the other Kansas CoCs to determine service delivery overlap and the movement of those who are experiencing homelessness across Kansas.
- Incorporate non-HUD funded programs into HMIS to collect additional data for analysis.
- Increase the opportunities to collect community and client feedback into system improvements.
- Expand the KS BoS CoC HMIS to account for recent and future growth and to facilitate more non-HUD funded agencies to contribute data to the HMIS.

Equity

- Further analysis is needed to determine potential racial and ethnic disparities at every system level.



Data Included in Report



Date Range for Analyses: Priority was placed on utilizing the most recently available data for each analysis. Therefore, date ranges presented in this report may vary but their primary time frame will be from October 1, 2021 to September 30, 2022. The specific report and the ranges utilized will be shown at the bottom of each page.

Many data sources were utilized in the creation of this Gaps Analysis. These data sources include:

Annual Performance Report (APR): A reporting tool that HUD uses to track program progress and accomplishments and inform the Department's competitive process for homeless assistance funding.

Homeless Management Information Systems (HMIS): An HMIS is a computerized data collection application designed to capture client-level information over time on the characteristics of service needs of men, women, and children experiencing homelessness, while also protecting client confidentiality. It is designed to aggregate client-level data to generate an unduplicated count of clients served within a community's system of homeless services. An HMIS may also cover a statewide or regional area, and include several CoCs. HMIS can provide data on client characteristics and service utilization. HUD will allow only one applicant for HMIS dedicated grants within a CoC.

Housing Inventory Count (HIC): Annual inventory of a CoCs emergency shelter, transitional housing, safe havens, rapid re-housing, and permanent supportive housing resources for persons who are homeless in a CoC. The HIC includes both HUD and non-HUD funded shelter and housing resources.

Point-In-Time (PIT) Count: A count of sheltered and unsheltered people experiencing homelessness on a single night in January. HUD requires that Continuums of Care conduct an annual count of people experiencing homelessness who are sheltered in emergency shelter, transitional housing, and Safe Havens on a single night.

System Performance Measures (SPM): Seven system performance measures to help communities gauge their progress toward the goal of ending homelessness.



Glossary



Coordinated Entry System (CES): A consistent, streamlined process for accessing the resources available in the homeless crisis response system. Through coordinated entry, a CoC ensures that the highest need, most vulnerable households in the community are prioritized for services and that the housing and supportive services in the system are used as efficiently and effectively as possible.

Continuum of Care (CoC): A collaborative funding and planning approach that helps communities plan for and provide, as necessary, a full range of emergency, transitional, and permanent housing and other service resources to address the various needs of homeless persons. HUD also refers to the group of community stakeholders involved in the decision-making processes as the “Continuum of Care.”

Continuum of Care Lead Agency: Agency that is designated to carry out the activities of the CoC or grant including fiscal and compliance activities. Regular administrative tasks may include, but are not limited to: management of the annual HUD application, coordination of other funding opportunities, project and system monitoring, meeting management, etc. For purposes of the CoC Check-up, this excludes staff/staff time related to fiscal or HMIS-related duties.

Continuum of Care Projects: Projects, which may or may not be funded by HUD, that provide services and/or lodging, and whose primary purpose is to meet the specific needs of people who are homeless or at risk of homelessness within the CoC’s geography. All ESG and CoC Program-funded projects are continuum projects, but the system should also include all non-ESG Program and non-CoC Program funded projects dedicated to serving people who are homeless.

Continuum of Care Steering Committee: This group manages the overall planning effort for the CoC, including, but not limited to, the following types of activities: setting agendas for full CoC meetings, project monitoring, determining project priorities, and providing final approval for the CoC application submission.

Department of Housing and Urban Development (HUD): The Department of Housing and Urban Development administers programs that provide housing and community development assistance. The Department also works to ensure fair and equal housing opportunity for all.

Homeless Management Information Systems (HMIS): An HMIS is a computerized data collection application designed to capture client-level information over time on the characteristics of service needs of men, women, and children experiencing homelessness, while also protecting client confidentiality. It is designed to aggregate client-level data to generate an unduplicated count of clients served within a community’s system of homeless services. An HMIS may also cover a statewide or regional area, and include several CoCs. HMIS can provide data on client characteristics and service utilization. HUD will allow only one applicant for HMIS dedicated grants within a CoC.

Housing Inventory Count (HIC): Annual inventory of a CoCs emergency shelter, transitional housing, safe havens, rapid re-housing, and permanent supportive housing resources for persons who are homeless in a CoC. The HIC includes both HUD and non-HUD funded shelter and housing resources.

We thank all of the KS BoS CoC Service Providers who are working every day to end homelessness.

Partnerships & Collaborations

We thank these partners who contributed data and/or funding to our data systems that were used to provide this report and for their partnerships to accomplish the goals of the Kansas Balance of State Continuum of Care.

- Bitfocus Clarity Human Services
- CoC Funded Agencies
- Domestic Violence Providers
- ESG Funded Agencies
- Kansas Housing Resources Corporation
- Kansas Department of Aging and Disabilities Services
- PATH Funded Agencies
- SSVF Funded Agencies
- Robert J Dole Veteran Administration

KS BoS CoC Steering Committee

Simon Messmer
Bre Kirkhart
Heather Owens
Debbie Snapp
Joseph Hopkins
Sara Rust-Martin
Craig Leabo
Roger Dickenson
Jonathan Pendergrass
Mathew Faulk
Emily Wagner
Karolyn Moore
Mary Halleran
Shelly Schneider
Chad Childs


Cynthia Sawyer
Kelly Pulliam
Doug Wallace
Lori Plant
Kristina Young
Jami Crowder
Jennifer Hecker
Belinda Estes
Beth Waddle
Gabrielle Sprague
Heather Johnson



Contact

Shanae Eggert, Director of HMIS & CES
Kansas Statewide Homeless Coalition
2001 Haskell Avenue, Lawrence, KS 660465

www.kshomeless.com 

seggert@kshomeless.com 

www.facebook.com/kshcbos 



Kansas Statewide
Homeless Coalition

**A SPECIAL
THANK YOU**

*To Dylan Woods,
KS BoS CoC HMIS Coordinator
For his hours of contribution!*