

2022 PIT SUMMARY

The 2022 Point-in-Time (PIT) count took place on Tuesday, February 22nd. The report below includes information from both HUD and non-HUD funded homeless programs within the 101 counties of the Kansas Balance of State Continuum of Care.

Total Households and Persons	Sheltered			Unsheltered	Total
	Emergency	Transitional	Safe Haven		
Total Number Of Households	291	183	11	202	687
Total Number of Persons	429	228	11	261	929
Number of Children (under age 18)	74	39	0	34	147
Unaccompanied Children	0	0	0	1	
Number of Persons (18 to 24)	41	7	0	16	64
Unaccompanied Youth	27	5	0	14	
Number of Persons (over age 24)	314	182	11	211	718

Gender	Sheltered			Unsheltered	Total
	Emergency	Transitional	Safe Haven		
Female	207	132	2	104	445
Male	218	92	9	153	472
Gender that is not singularly 'Female' or 'Male'	2	1	0	1	4
Questioning	0	0	0	1	1
Transgender	2	3	0	2	7

Ethnicity	Sheltered			Unsheltered	Total
	Emergency	Transitional	Safe Haven		
Non-Hispanic/Non-Latino	360	208	11	238	817
Hispanic/Latino	69	20	0	23	112

Race	Sheltered			Unsheltered	Total
	Emergency	Transitional	Safe Haven		
White	304	165	10	194	673
Black or African-American	67	29	1	35	132
Asian	0	0	0	1	1
American Indian or Alaska Native	17	8	0	5	30
Native Hawaiian or Other Pacific Islander	1	0	0	1	2
Multiple Races	40	26	0	25	91

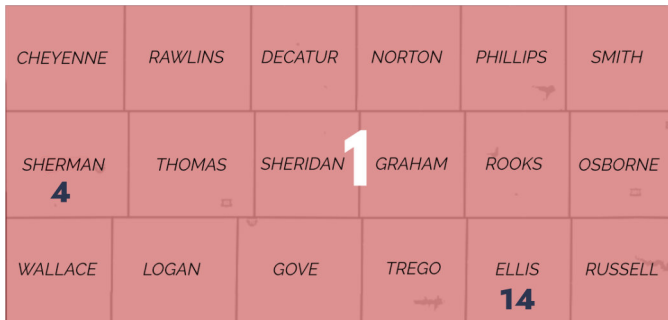
Chronically Homeless	Sheltered			Unsheltered	Total
	Emergency	Transitional	Safe Haven		
Total number of persons	80		11	105	196



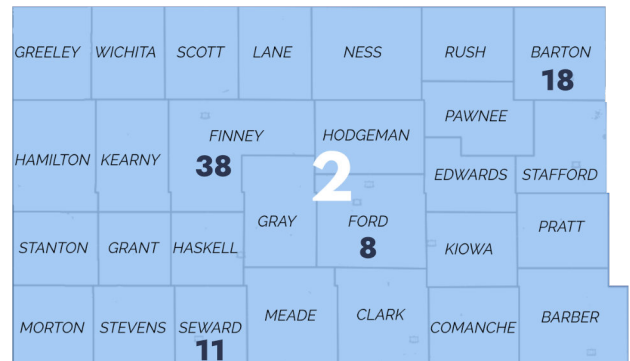
2022 REGIONAL PIT SUMMARY

TOTAL SHELTERED 668 individuals **TOTAL UNSHELTERED 261** individuals

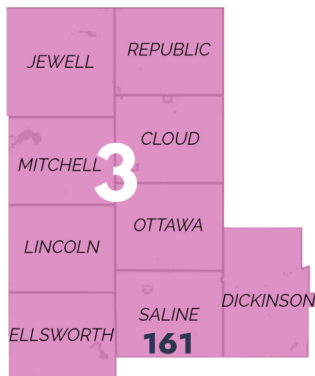
NORTHWEST 14 Sheltered
4 Unsheltered



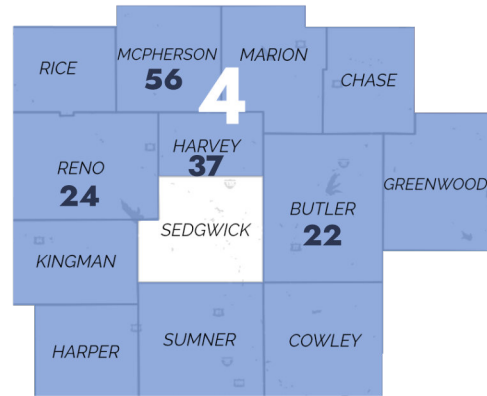
SOUTHWEST 40 Sheltered
35 Unsheltered



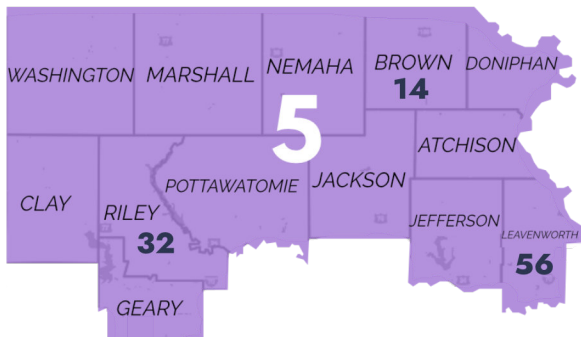
NORTH CENTRAL 151 Sheltered
10 Unsheltered



SOUTH CENTRAL 128 Sheltered
11 Unsheltered



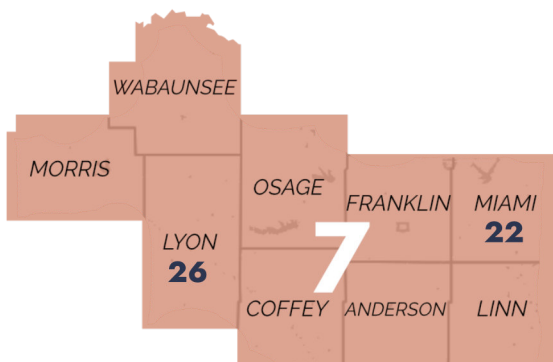
NORTHEAST 69 Sheltered
33 Unsheltered



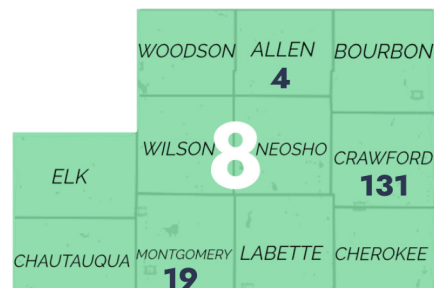
DOUGLAS 151 Sheltered
81 Unsheltered



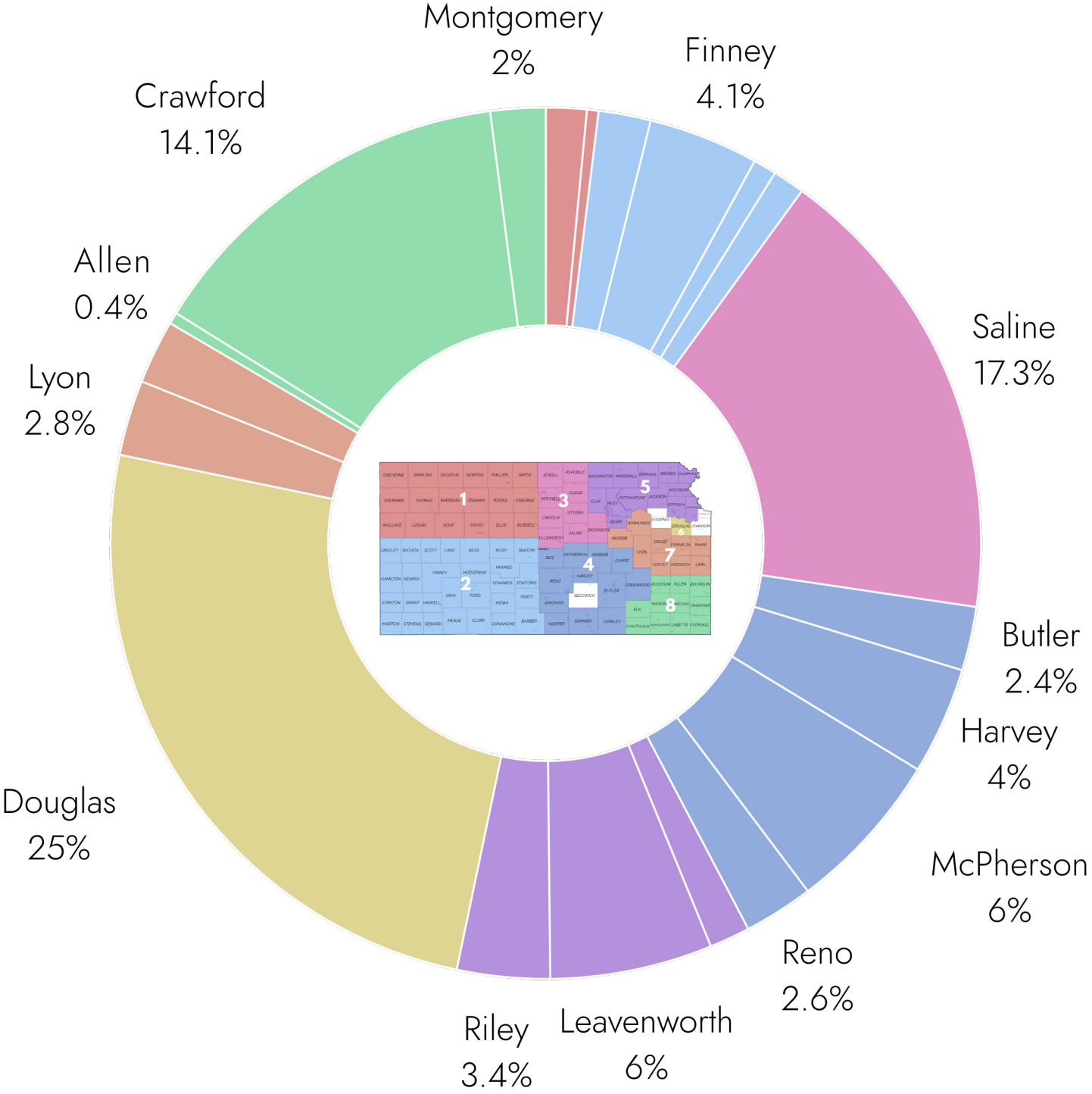
EAST CENTRAL 47 Sheltered
1 Unsheltered



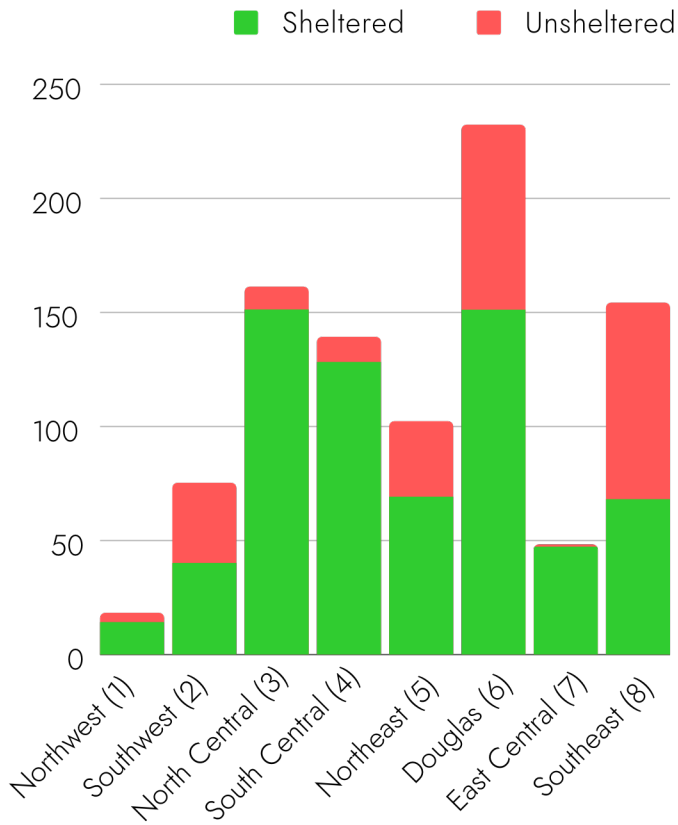
SOUTHEAST 68 Sheltered
86 Unsheltered



2022 REGIONAL PIT SUMMARY



2022 REGIONAL COUNTS

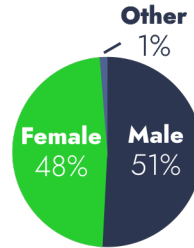


2022 DEMOGRAPHICS

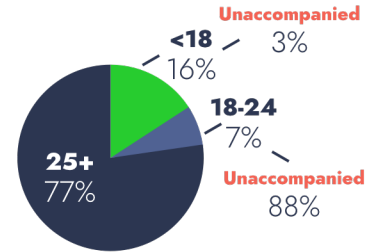
929 INDIVIDUALS

687 HOUSEHOLDS

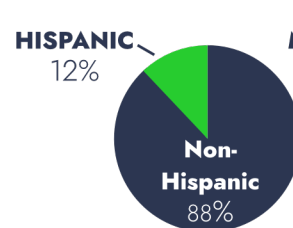
GENDER



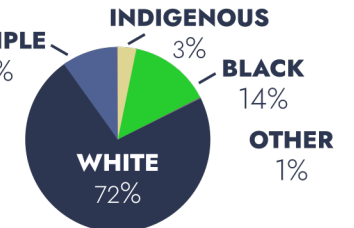
AGE



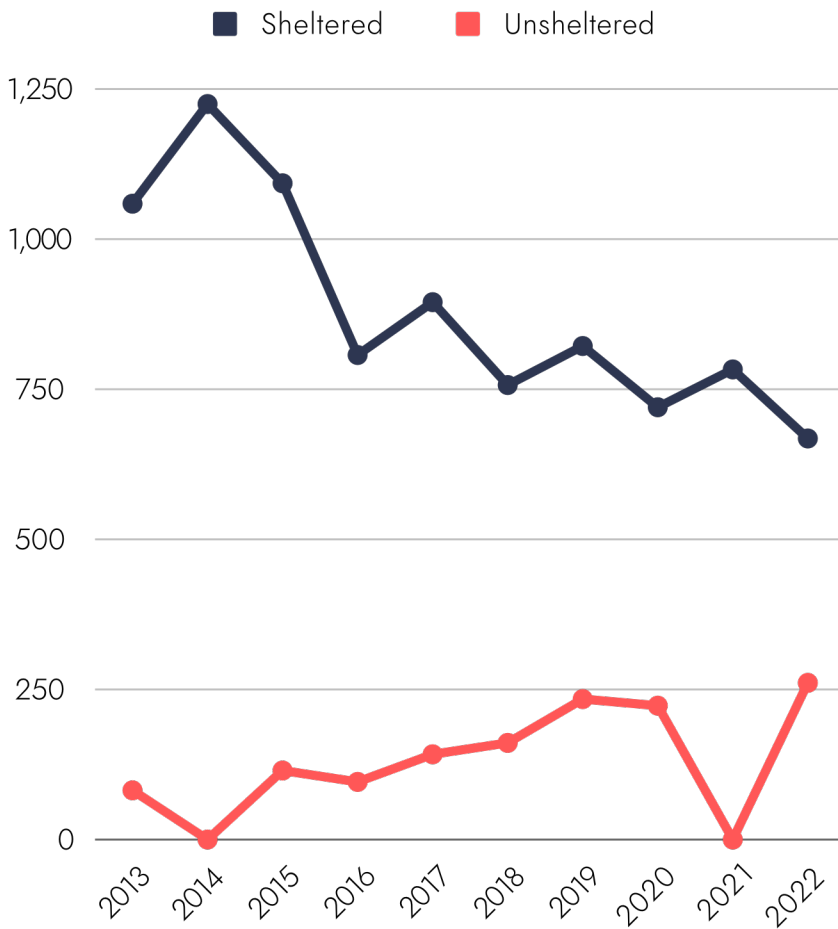
ETHNICITY



RACE



PAST 10 PIT COUNTS



	Sheltered	Unsheltered
2013	1,059	82
2014	1,225	0
2015	1,093	115
2016	807	96
2017	895	142
2018	757	161
2019	822	234
2020	720	223
2021	783	0
2022	668	261